


Solid Fuel Fires, Installation, Spares & Aftercare



2015-2016

CONTENTS

STOVE ACCESSORIES	2	FLUE LINERS	21
FIREPLACE ACCESSORIES	2	BRICK CHAMBERS	23
COMPANION SETS	3	FIREBOARD CHAMBER	24
SIRIUS FIRE TOOLS	4	ALL NIGHT BURNERS	25
SIRIUS LOG BUCKETS	5	SOOT & ASH CARRIERS	25
SIRIUS LOG STORES	6	SOLID FUEL KITS	25
LOG BASKETS	7	SOLID FUEL TRIM	26
LOG STORES	8	FIREBASKETS	26
BUCKETS	8	SOLID FUEL FRETS	26
FIRE SCREENS	9	CLAY FIRE BACKS	27
BEAMS	11	DAMPERS & HOODS	27
ELECTRIC STOVES	12	ASHPANS, COVERS & KNOBS	28
AFTERCARE PRODUCTS	13	GRATES	28
CO DETECTORS	14	BARS	29
SEALANTS	15	GAS FIRE CERAMICS & TRIMS	30
STOVE INSTALLATION	15	REPLACEMENT STOVE COMPONENTS	31
COWLS & CHIMNEY POTS	17	CAST IRON BACKS	31
VITREOUS ENAMEL STOVE PIPE	19	BACK PANEL & SLIPS	32
AIR VENTS	20	HEARTHES	33

TERMS & CONDITIONS

In the following, the "seller" means Capital Fireplaces Ltd, and the "buyer" means the person or company buying the product from the "seller".

1) NEW ACCOUNTS / PROFORMA INVOICES

New accounts may be opened upon receipt of satisfactory references from the buyer's bank and two trade suppliers and only after a minimum 12 months trading period, during which a minimum of £7,000 worth of product must have been purchased. Meanwhile, orders will be accepted and dealt with by payment made upon Proforma Invoicing.

2) TERMS:

- Account holders - Must pay in full by the end of the month following the month of invoice.
- Non account holders - Payment as per agreed schedule with the proforma invoice and will be either i) or ii) below.
- Cash upon delivery, where an invoice will be supplied upon delivery.
- Debit or credit card payment at any time up to delivery of goods, (accepted by telephone and at no extra cost).
- Supply of goods will be withheld if any account is not paid according to these terms, additionally the seller reserves the right to instruct a debt collection agency to recover any outstanding debts on it's behalf. An additional charge of 15% of the outstanding debt will be added to the debt once the debt collection agency is instructed. Once the debt has been cleared the seller will only sell goods on a cash-on-delivery basis. The seller also reserves the right to add charges and/or interest (at the Barclays base rate plus 8%) to any account that does not comply with the specific trading terms. The seller also reserves the right to add charges and/or interest - If a cheque requires re-presentation or is returned by the bank, an administration charge of £10.00 will be passed on to the buyer.
- All prices are subject to VAT at the current rate.
- Any invoice queries should be made known to our accounts department by the 15th of the month at the end of which the invoice is payable.

3) RISK AND TITLE

Risk in the goods shall pass to the buyer on delivery but goods shall remain the sole and absolute property of the seller as legal and equitable owner, until the buyer has paid to the seller the agreed price. Payment by cheque shall constitute payment only on clearance of the cheque. The seller may for the purpose of recovery of its goods enter any premises where they are stored or where they are reasonably thought to be stored and repossess them. If the goods belonging to the seller are mixed with or incorporated into goods belonging to the buyer the product shall belong to the seller. If goods belonging to the seller are mixed with incorporated goods belonging to any other person the product shall be owned in common with that other person.

4) DELIVERY

- Any delivery days quoted are genuine forecasts but shall NOT be legally binding on the seller.
- Timed deliveries cannot be arranged.
- In the event of the seller being unable to supply goods subsequent to receiving an order from the buyer, the seller shall not be liable for any incidental or consequential loss.
- It is the buyer's responsibility, regardless of delivery address, to ensure the goods are as ordered and that they are of satisfactory quality.
- The seller strongly recommends that the buyer checks correct description and quantity on goods delivery notes prior to signing. In the event of any quality problem whatsoever, the buyer must notify the seller within 3 days of arrival of consignment, as stated on our delivery notes, and before the goods are processed in any way otherwise no responsibility can be accepted for any claims.
- Upon acceptance of deliveries the buyer must sign the seller's or carrier's delivery note. Claims for loss or damage must be made within 3 days of arrival of consignment informing the seller and carrier of the loss or damage involved. Damaged items and packaging must be retained for inspection. The seller shall not be held liable otherwise.
- If goods despatched from the seller, by van or other method do not arrive within 24 hours of the quoted delivery date, the seller must be notified immediately by telephone or fax.
- In all events the limits of liability for any fault or defect in the product shall be a sum not exceeding the purchase price of the particular goods, and the seller shall not be liable for any subsequent loss howsoever arising.
- The seller will not accept any liability for delays caused by "force majeure" beyond the seller's control.
- Our drivers are required to carry out a risk assessment for every delivery, should they consider that the risks associated with any delivery are too great, they may abort the delivery if alternative arrangements cannot be made with the buyer or their agents.

5) VAN DELIVERIES

Products are generally held in stock, although please check availability at the time of ordering as we cannot be held responsible for delayed fittings. Delivery is free of charge on deliveries over £250.00 (excluding VAT) within the sellers delivery area (South East England). A £25.00 delivery charge will be applied for deliveries under and including £250.00 (excluding VAT).

6) PARCEL COURIER SERVICE

(Maximum weight 20kgs Sizes should not exceed 600mm in each side).
Up to 3 day service £25.00 (orders under and including £250.00 excluding VAT).
Up to 3-day service FREE (orders over £250.00 excluding VAT).
Next Day (by 10am) £30.00.

7) PALLET LINE SERVICE

Prices start at £40.00, the buyer must confirm the price from the seller prior to despatch of the goods and confirmed to the seller by fax. Goods delivered by Courier or Palletline must be inspected, and signed for before the driver leaves, in order for us to be able to consider claims.

8) RETURNS

The seller reserves the right of discretion, to accept/or refuse the return of any goods supplied and to make a restocking charge. It is the buyer's responsibility to ensure that all goods returned are properly packed and returned in mint condition. Damaged or incomplete goods will not be accepted for credit unless a prior agreement is made. Drivers cannot accept returned goods without the correct paperwork. If upon receipt and examination of returned goods, the seller finds there is a discrepancy in the stated reason by the buyer for returning the goods, the seller reserves the right to charge in full for the goods in question.

9) SPECIAL ORDERS

The buyer is required to send to the seller, by fax or letter, confirmation of special orders customer specifications. The seller will, at the time, if possible give the buyer an estimated price and delivery date. The seller will take every reasonable care to ensure the order is to the buyer's instruction but strongly recommends the buyer visually checks the order as the seller will accept no responsibility after the 3 day period for incorrect orders delivered.

10) CANCELLATION

In any event of cancellation of any order, already delivered, the buyer will be responsible for a 20% restocking charge.

11) ERRORS AND OMISSIONS

In the event of administrative errors in the collation of the seller's price list or brochure please note that we reserve the right to amend prices without prior notification to the buyer.

12) THE CAST IRON & FIRES

The products within the H.E. range are not for sale or pricing on internet trading or marketing websites, or for onward sale to a third party who will trade or price market them on an internet website. By agreeing to purchase any of the products included within this range the buyer understands that a contravention of this trading requirement will lead to supply being suspended, potentially indefinitely. For the avoidance of doubt as to the understanding of this trading requirement, contravention of which the seller intends to strictly enforce, the buyer should contact their sales representative or accounts office prior to offering these products for sale, as a refusal or a suspension of supply could create unnecessary problems and the seller will not be responsible for any costs incurred should supply be refused or suspended.

13) DISPLAYS

Any products supplied for showroom display at a discount must be kept on display for a minimum of 9 months. Should products be removed or sold off prior to this then Capital Fireplaces reserve the right to invoice for these goods at full trade price.

STOVE ACCESSORIES



STOVE FAN



STOVE THERMOMETER



LOG MOISTURE METER



MATCHES

FIREPLACE ACCESSORIES



CHIMNEY BALLOON & INFLATION TUBE

X Small (7"x9"), Small (15"x19"), Medium (24"x12"), Large (36"x15")



DOUBLE CHAMBER 3 FILTER ASH VAC

25 Litre 1200w (Black),

Ideal for cleaning cold ashes from Fireplaces, BBQ's & Wood Stoves

COMPANION SETS



ELIPSE BLACK
540 (H)



ELIPSE PEWTER
540 (H)



EYE HANDLE CHESTNUT ROASTER
BLACK, 520 (L)



FINESSE
BLACK, 584 (H)



MANOR BLACK
558 (H)



MANOR BLACK/PEWTER
558 (H)



ORION LOOP
BLACK, 600 (H)



ORION LOOP
PEWTER, 600 (H)



TEE SET BLACK
540 (H)



TEMPLE BLACK
584 (H)



TRIO
BLACK, 450 (H)



DUCHESS HEARTH TIDY
BLACK, 300 (L)

COMPANION SETS



BARLETTA
Black OR Satin Steel
230 (L) x 100 (W)



COMINO
Satin Steel
480 (H) x 300 (W)



COMINO
Black
480 (H) x 300 (W)



VASARI
Black & Satin Steel
462 (H) x 265 (W)



NOVARA
Black
460 (H) x 250 (W)



NOVARA
Satin Steel
460 (H) x 250 (W)

LOG BUCKETS



LOG HALF BARREL
230 (H)



LOGS, KINDLING & MATCHES HOLDERS
BLACK STEEL



NAPOLI
GREY FELT, 325 (H) x 310 (W)



VENETO MINI
Black Leather, 350 (H) x 450 (W)



VENETO MINI
Brown Leather, 350 (H) x 450 (W)



VENETO MIDI
Black Leather, 350 (H) x 548 (W)



VENETO MIDI
Brown Leather, 350 (H) x 548 (W)




VENETO MAXI
Brown Leather, 470 (H) x 500 (W)



VENETO MAXI
Black Leather, 470 (H) x 500 (W)

LOG STORES



LOG BASKETS



AVON
300 (H)



DERWENT
320 (H)



EDEN
220 (H)



MEDWAY
320 (H)



SEVERN
300 (H)



TAMAR
330 (H)



TRENT
350 (H)

FIRESIDE BUCKETS



ASH BUCKET
CREAM, 340 (H)

NEW



ASH BUCKET
GREY, 340 (H)



KINDLING BUCKET
CREAM, 340 (H)

NEW



KINDLING BUCKET
GREY, 340 (H)

NEW



KINDLING BUCKET SMALL
CREAM, 280 (H)

NEW



KINDLING BUCKET SMALL
GREY, 280 (H)



DORSET
BLACK, 540 (H) -CODE: 1318



HENLEY
BLACK / PEWTER, 410 (H) -CODE: 1397



SALISBURY
BLACK, 220 (H)



WATERLOO
BLACK, 300 (H)

FIRE SCREENS



3 PANEL with DOORS
BLACK
610 (H) x 960 (W)



4 FOLD SCREEN
BLACK
610 (H) x 960 (W)



BOW
BLACK
750 (H) x 640 (W)



CLASSIC 3 PANEL
BLACK
610 (H) x 960 (W)



PREMIUM DOME LARGE
BLACK
710 (H) x 610 (W)



PREMIUM DOME SMALL
BLACK
610 (H) x 510 (W)



NURSERY GUARD
BLACK
460 (H) x 870-1600 (W)



CLASSIC RECTANGULAR
BLACK
610 (H) x 540 (W)

FIRE SCREENS



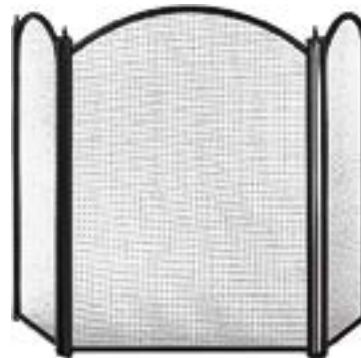
CAMBER
 BLACK CURVED GUARD
 SMALL: 610 (H) x 660 (W)
 LARGE: 660 (H) x 760 (W)



COTSWOLD
 BLACK (SPARK GUARD)
 710 (H) x 620 (W)



CRUSADE
 BLACK 3 FOLD GUARD
 584 (H) x 533 (W) x 152 RETURN



DYNASTY
 BLACK 3 PANEL SCREEN
 660 (H) x 431 (W) - CODE: 1796



PREMIUM RECTANGULAR LARGE
 BLACK
 710 (H) x 610 (W)



PREMIUM RECTANGULAR SMALL
 BLACK
 610 (H) x 535 (W)

NEW GEOCAST BEAMS



Dark Oak Beam

Non combustible Oak Effect Beams without the need for the usual minimal clearance distance to a Stove.

Geocast is a newly developed material composed of natural inorganic minerals. It is non-toxic, unburnable and perdurable (extremely durable), while integrates the high moldability possessed by synthetic materials.

48" (1220mm) Wide - Height 135mm x Depth 80mm / 54" (1372mm) Wide - Height 140mm x Depth 95mm



Light Oak Beam

ELECTRIC STOVES

**VISTA**

Adjustable Flame, Adjustable Thermostat, Flame without Heat, Automatic Cut-out Safety Device, Size:- H 540mm, W 415mm, D 280mm. Output:- 900-1800w Fan Heater - **Code: 3123**

**ZODIAC**

Adjustable Flame, Adjustable Thermostat, Flame without Heat, Automatic Cut-out Safety Device, Size:- H 570mm, W 510mm, D 280mm. Output:- 900-1800w Fan Heater - **Code: 3126**

**ORBIT**

Adjustable Flame, Adjustable Thermostat, Flame without Heat, Automatic Cut-out Safety Device, Size:- H 540mm, W 415mm, D 280mm. Output:- 900-1800w Fan Heater - **Code: 3121**

AFTERCARE PRODUCTS



BLACK HIGH-TEMP PAINT
GENERAL PURPOSE
(PACK OF 6)



CHARCOAL HIGH-TEMP PAINT
FOR USE ON SIRIUS
CONTEMPORARY STEEL STOVES



GRAPHITE HIGH-TEMP PAINT
FOR USE ON SIRIUS CAST IRON
TRADITIONAL STOVES



COLOURED HIGH-TEMP PAINT
ALMOND
FOR USE ON SIRIUS STOVES



GLASS CLEANER 320ml



BLACK STOVE & GRATE POLISH
75g TUBE

AFTERCARE PRODUCTS



atmosfire STOVE GLASS DRY WIPER



ROPE ADHESIVE 50ml



STONE SEALER 1ltr



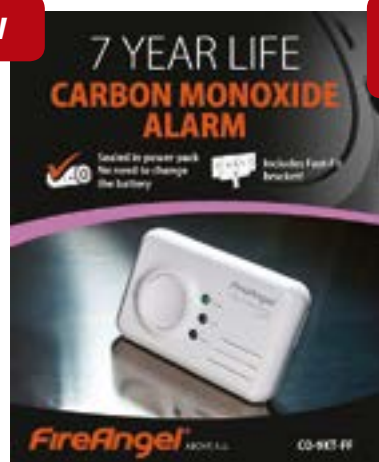
FLUE FREE 750g



**SMOKE PELLETS
(PACK OF 100)**

NEW

**DOCUMENT J
APPROVED**



CO DETECTOR CARBON MONOXIDE ALARM

SEALANTS



FLUE SEAL - CARTRIDGE 300ml
1000 °C Black Sealant, Jointing & Adhesive on Fires, Stoves and Chimney Sections



TILE ADHESIVE - CARTRIDGE 300ml
High Temperature Tile Adhesive



FLEX SEAL - CARTRIDGE 300ml
300 °C White Silicon for adhesive around register plates and external flue joints



FIRE CEMENT - CARTRIDGE 300ml
1400 °C Black
Ideal for patching and repairs of Firebricks & Brickwork



FIRE BLOCK SEAL - CARTRIDGE 310ml
1500 °C Buff Sealing & repairing Firebricks, Fireplaces & Ovens



CERAMIX TC - CARTRIDGE 300ml
1250 °C Beige Sealing, Adhesive & Repairing Vermiculite board

STOVES INSTALLATION




**MICAFIL
VERMICULITE
100 LITRE BAG**



25m ROPE ROLLS
6mm, 8mm, 9mm, 10mm & 12mm SIZES AVAILABLE

STOVES INSTALLATION



REGISTER PLATE SIZE KITS

REGISTER PLATE WITH TWO ACCESS HATCHES AND FIXING BRACKETS AVAILABLE IN THE FOLLOWING SIZES: 1220MM x 405MM, 1075MM x 380MM, 810MM x 380MM



DOCUMENT J DATA PLATE



STOVE GLOVES



NEW

STOVE FIXING KIT

INCLUDES: REGISTER PLATE (ANY STANDARD SIZE), 1 METRE OF STOVE PIPE (5" OR 6" NO DOOR) 1 ROPE KIT, 1 CARTRIDGE FLUE SEAL, DATA PLATE & CO DETECTOR



ROPE ADHESIVE 50ml



ROPE KIT

6mm x 2m, 8mm x 2m, 9mm x 2m, 10mm x 2m, 12mm x 2m. ALL WITH ROPE FIX

COWLS & CHIMNEY POTS



CANNON HEAD POT (ROLL TOP POT)

AVAILABLE IN 300, 450 & 600MM HEIGHTS. 200MM INTERNAL TOP DIAMETER.



CANNON HEAD POT BUFF (ROLL TOP)

300MM HEIGHT, 200MM INTERNAL TOP DIAMETER



DECORATIVE FUEL EFFECT POT

560mm HIGH. 225mm INTERNAL DIAMETER



FLUE VENTILATOR (PEPPER POT)

190mm SPIGOT



GAS FLUE TERMINAL

190mm SPIGOT. ONLY FOR USE WITH GAS FIRES
REQUIRING AN OUTLET OF UP TO 125mm DIAMETER



JACKDAW DETERRENT

FITS BOTH ROUND & SQUARE POTS UP TO 250mm

COWLS & CHIMNEY POTS



**COLT ANTI DOWN DRAUGHT
CHIMNEY COWL (ALL PURPOSE)**



**COLT ANTI DOWN DRAUGHT
CHIMNEY COWL (GAS ONLY)**



COLT 2 STATIC ANTI DOWN DRAUGHT COWL
SUITABLE FOR GAS & SOLID FUEL FIRES, 125 - 250mm POTS



COLT RAIN TOP COWL
SUITABLE FOR GAS & SOLID FUEL FIRES, FITS 150 - 200mm POTS



COLT HIGH TOP COWL (BIRD & ANIMAL)
SUITABLE FOR GAS & SOLID FUEL FIRES, FITS 125 - 250MM POTS



POT HANGER SOLID FUEL CHIMNEY LINER COWL
CONNECTS TO FLEXIBLE LINER. 5" OR 6" VERSIONS

VITREOUS ENAMEL STOVE PIPES



STOVE FLUE PIPE 1 METRE LENGTH
(5" or 6")



STOVE FLUE PIPE 1 METRE LENGTH WITH DOOR (5" or 6")



STOVE FLUE PIPE 0.5 METRE LENGTH (5" or 6")



STOVE FLUE PIPE 0.5 METRE LENGTH WITH DOOR (5" or 6")



STOVE FLUE PIPE 0.25 METRE LENGTH (5" or 6")



STOVE FLUE PIPE 90° BEND (5" or 6")



STOVE FLUE PIPE 90° BEND WITH DOOR (5" or 6")



STOVE FLUE PIPE 45° BEND (5" or 6")



45° BEND WITH DOOR (5" or 6")



STOVE FLUE PIPE T PIECE (5" or 6")




STOVE FLUE PIPE T PIECE PLUG (5" or 6")



STOVE FLUE PIPE 0.25 METRE LENGTH WITH DAMPER (5" or 6")



STOVE FLUE PIPE M TO M FITTING (5" or 6")



STOVE FLUE PIPE BRACKET (5" or 6")



INCREASING ADAPTOR
5" to 6" Vitreous to Flexi



FLUE ADAPTOR
5" Vitreous to Flexi
6" Vitreous to Flexi

Revolutionary new design for Stoves & Fires that gets the look right

RYTON VENTS

We all want our living spaces to be as comfortable and attractive as possible, and unsightly, draughty room ventilators can be an annoyance. Tempted into blocking up the vent or changing the grille homeowners may be heading for other problems such as mould growth, or the build-up of dangerous gases from combustion appliances, due to insufficient ventilation.

So how can you provide essential ventilation and maintain a pleasant environment for the occupant?

Rytons LookRyt® AirCores® are a great new range of 77mm & 127mm dia. core ventilators featuring Rytons innovative LookRyt® panels.

The revolutionary design of Rytons new LookRyt® panels has angled openings around the rear of a flat face plate. This gives a multi-directional air flow allowing air to disperse evenly into the room - a fantastic improvement on the look and Performance of standard grilles.



Multi-directional air flow allows air to disperse evenly into the room

Manufactured in magnolia colour to co-ordinate with a new-build colour scheme, the face plate of Rytons new LookRyt® is suitable for wallpapering or painting any colour. This unique feature allows the panel to be updated with the room decor for a more discrete appearance.



A fantastic improvement on the look and performance of standard grilles

NEW

AC3LPTC 78mm AIRCORE WITH LookRyt LOUVRE PANEL
31.68cm² Equivalent Free Area

AC10LP 125mm AIRCORE WITH LookRyt LOUVRE PANEL
104 cm² Equivalent Free Area

RYTONS FLOOR VENT IN BRASS & CHROME
100cm² Equivalent Free Area
(HETAS & BBA APPROVED)

FLUE LINERS



**10 YEAR
GUARANTEE**

All products are HETAS approved and carry a CE certificate and a 10 year manufacturer's guarantee.

Smooth inner skin provides resistance to corrosive attack due to easydrain down of condensate, less opportunity for soot collection and smooth surface for ease of sweeping.

MULTI FUEL FLUE LINERS

Multi Fuel Packs Components	A	B
Pot Hangar Cowl	✓	
Rain Cap		✓
Top Plate		✓
Top Clamp		✓
Adaptor to flex	✓	✓

GAS FLUE LINERS

Other components and flue liners are available on request, to make an enquiry please contact the Customer Service Team

* Multi Fuel Pack Components optional extra

** Gas Terminal & Clamp optional extra

A RANGE OF FLEXIBLE FLUE LINER ACCESSORIES IS AVAILABLE ON REQUEST.

FLUES

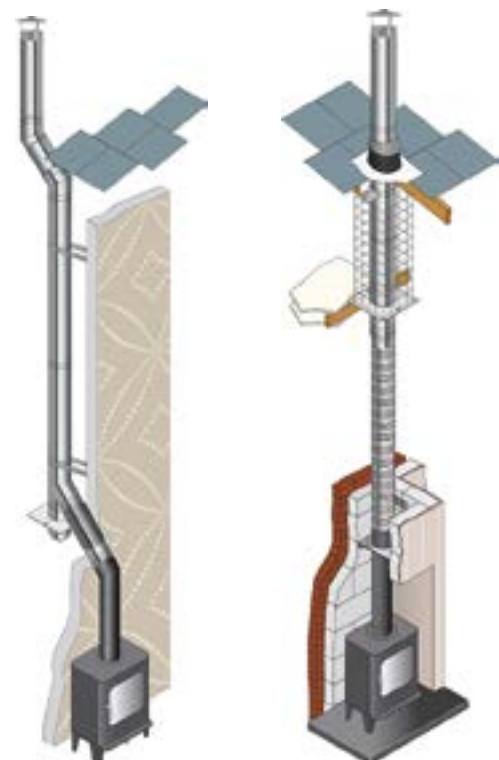
Designation No. EN1856-1 T600 N1 W Vm L50040/050/060 G60

KC Twinwall has been designed with the installer in mind with a wide range of installer friendly components. It is quick and easy to install leaving you with a clean lined system to the highest standards and the unique, robust jointing system ensures a positive fit on every joint that is secured with a locking band. KC with its open ended construction, eradicates the problem of hotspots within the joints leaving a continuous full insulated chimney throughout.



Bungalow Internal

House Internal



House External

Flex Reline

Item	Description	5"		6"		Item	Description	5"		6"	
		125mm	150mm	125mm	150mm			125mm	150mm		
	Adapter to SW	✓	✓	✓	✓		Adapter to SW	✓	✓	✓	✓
	Incraser SW to KC	✓	✓	✓	✓		Incraser SW to KC	✓	✓	✓	✓
	1000mm Pipe	✓	✓	✓	✓		1000mm Pipe	✓	✓	✓	✓
	500mm Pipe	✓	✓	✓	✓		500mm Pipe	✓	✓	✓	✓
	250mm Pipe	✓	✓	✓	✓		250mm Pipe	✓	✓	✓	✓
	500-880mm Adj Pipe	✓	✓	✓	✓		500-880mm Adj Pipe	✓	✓	✓	✓
	350-500mm Adj Pipe	✓	✓	✓	✓		350-500mm Adj Pipe	✓	✓	✓	✓
	250-350mm Adj Pipe	✓	✓	✓	✓		250-350mm Adj Pipe	✓	✓	✓	✓
	45 Degree Bend	✓	✓	✓	✓		45 Degree Bend	✓	✓	✓	✓
	30 Degree Bend	✓	✓	✓	✓		30 Degree Bend	✓	✓	✓	✓
	15 Degree Bend	✓	✓	✓	✓		15 Degree Bend	✓	✓	✓	✓
	135 Degree Tee	✓	✓	✓	✓		135 Degree Tee	✓	✓	✓	✓
	90 Degree Tee	✓	✓	✓	✓		90 Degree Tee	✓	✓	✓	✓
	Tee Cap	✓	✓	✓	✓		Tee Cap	✓	✓	✓	✓
	Tee Cap with Drain	✓	✓	✓	✓		Tee Cap with Drain	✓	✓	✓	✓
	Wall Spt 50-80mm	✓	✓	✓	✓		Wall Spt 50-80mm	✓	✓	✓	✓
	Wall Spt 80-130mm	✓	✓	✓	✓		Wall Spt 80-130mm	✓	✓	✓	✓
	Wall Spt 130-210mm	✓	✓	✓	✓		Wall Spt 130-210mm	✓	✓	✓	✓
	Adj Base Support	✓	✓	✓	✓		Adj Base Support	✓	✓	✓	✓
	Console Plate	✓	✓	✓	✓		Console Plate	✓	✓	✓	✓
	Roof Support	✓	✓	✓	✓		Roof Support	✓	✓	✓	✓
	Joist Support	✓	✓	✓	✓		Joist Support	✓	✓	✓	✓
	Guy Wire Bracket	✓	✓	✓	✓		Guy Wire Bracket	✓	✓	✓	✓
	Firestop Plate (solid)	✓	✓	✓	✓		Firestop Plate (solid)	✓	✓	✓	✓
	Ventilated Firestop Plate (white)	✓	✓	✓	✓		Ventilated Firestop Plate (white)	✓	✓	✓	✓
	Firestop Cover Plate (white)	✓	✓	✓	✓		Firestop Cover Plate (white)	✓	✓	✓	✓
	Storm Collar	✓	✓	✓	✓		Storm Collar	✓	✓	✓	✓
	Residential Flashing EPDM	✓	✓	✓	✓		Residential Flashing EPDM	✓	✓	✓	✓
	Rain Cap	✓	✓	✓	✓		Rain Cap	✓	✓	✓	✓
	Anti-wind Cowl	✓	✓	✓	✓		Anti-wind Cowl	✓	✓	✓	✓
	45 Degree Adj Wall Sleeve	✓	✓	✓	✓		45 Degree Adj Wall Sleeve	✓	✓	✓	✓
	Flex to KC Adapter	✓	✓	✓	✓		Flex to KC Adapter	✓	✓	✓	✓
	Round Finish Plate 90 Degree	✓	✓	✓	✓		Round Finish Plate 90 Degree	✓	✓	✓	✓
	Round Finish Plate 45 Degree	✓	✓	✓	✓		Round Finish Plate 45 Degree	✓	✓	✓	✓

CHAMBERS



Rustic Chamber



Rainbow Chamber



Rustic Herringbone Chamber

NEW



Cobbled Red Chamber

NEW



Flemish Reclaim Chamber



Red Chamber

NEW



Pompeii Grey Chamber

NEW



Log Chamber



Riven Slate Chamber

Dimensions - 3 Sections 1 x (1015w x 1000h x 35thick) 2 x (450w x 1000h x 35thick)

FIREBOARD CHAMBERS



Plain Skamolex
Fireboard chamber



Brick Skamolex
Fireboard chamber



Reeded Skamolex
Fireboard chamber

PRODUCT	THICKNESS	SIZE	DENSITY
PLAIN PANELS	20mm	1000 x 610mm	600kg/cu.m
PLAIN PANELS	25mm	1000 x 610mm	600kg/cu.m
REEDED LANDSCAPE PANELS	20mm	1000 x 610mm	700kg/cu.m
REEDED PORTRAIT PANELS	20mm	1000 x 610mm	700kg/cu.m
BRICK LANDSCAPE PANELS	20mm	1000 x 610mm	600kg/cu.m
SKAMOLEX BLUE	25mm	1000 x 610mm	225kg/cu.m

SKAMOLEX BLUE

Calcium silicate boards are used both as fireplace insulation as well as a part of the construction. The boards are non - dusting, rigid, smooth and simple to install. The properties of the product allow a simple installation, using only ordinary wood-working tools.

FERMACELL POWERPANEL H₂O

Water resistant cement particle building board. Heat resistant to prolonged surface temperatures of up to 200°C. Ideal for Stove chambers although should not be used in an environment where direct contact with a naked flame is possible or heat limits exceeded.

**FERMACELL BOARD**

1200mm (W) x 1000mm (H) x 12.5mm (D)

ALL NIGHT BURNERS



LATTICE ALL NIGHT BURNER BLACK 16"
(WITH BRASS & CHROME FINIALS)

SOOT & ASH CARRIERS



SOOT BOX
9"(W) x 9"(H)



ASH CARRIER - OPEN FIRE
13"(W) x 17"(H)

SOLID FUEL KITS



ATLANTA BLACK 16"



ATLANTA HIGH TEMPERATURE NICKEL 16"



BEACON BLACK 16"



BEACON HIGHLIGHT HIGH TEMPERATURE NICKEL 16"

SOLID FUEL 16" x 22" x 2" TRIMS



BLACK



BRUSHED



POLISHED



ANTIQUE BRASS

FIREBASKETS

TRADE PRICES SUBJECT TO DEALER BAND DISCOUNTS



CROMWELL BLACK 16"



CROMWELL BLACK 18"



SMALL CRADLE 16"
(REVERSIBLE POLISHED & BLACK)



LARGE CRADLE 22"
(REVERSIBLE POLISHED & BLACK)

SOLID FUEL FRETS



N FRET BLACK 16"

CLAY FIRE BACKS



CLAY BRICK 16"



CLAY BRICK 18"



**CLAY BRICK LINTEL
FOR 16" OR 18"**

REPLACEMENT CAST IRON PRODUCTS - DAMPERS



D2

FITS 16" BACK

Option available for gas or solid fuel



D17 GAS DAMPER

FITS GALLERY TRADITION



D19 & D39

FITS 14" BACK

Option available for gas or solid fuel



D38

FITS 16" BACK

Option available for gas or solid fuel



D4

FITS 14" SQUARE BACK

Option available for gas or solid fuel



CLOSURE PLATE


FITS 16" CLAY OR CAST BACK

REPLACEMENT CAST IRON PRODUCTS - ASHPANS, COVERS & KNOBS

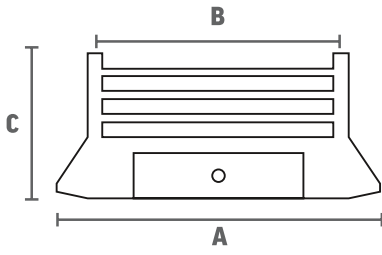


REPLACEMENT CAST IRON PRODUCTS - GRATES

All grates are measured at their widest point and dimensions are to the nearest ½"



REPLACEMENT CAST IRON PRODUCTS - BARS



DIMENSIONS

- A** Maximum Width
- B** Width between centre of uprights
- C** Height

B1
FREE STANDING
A:18" B:16½" C:11½"

B3
FREE STANDING
A:21" B:17½" C:10½"

B5F
FREE STANDING
A:19½" B:16½" C:10½"

B9F
FREE STANDING
A:22" B:17½" C:12"

B12
HOOK ON
A:21" B:19½" C:13"

B13
BOLT ON
A:15½" B:14" C:5"

B14
BOLT ON
A:19" B:17" C:5"

B15
FREE STANDING
A:16" B:14½" C:10½"

B16
FREE STANDING
A:13½" B:12½" C:10½"

B23
FREE STANDING
A:14" B:13" C:10"

B24
FREE STANDING
A:18½" B:15½" C:10"

B26
FREE STANDING
A:20½" B:18" C:11"

B29
HOOK ON
A:17½" B:16½" C:10"

B30
HOOK ON
A:18" B:17" C:10"

B31
HOOK ON
A:19" B:17" C:10½"

B40
HOOK ON
A:20" B:17" C:12"

B48
HOOK ON
A:16" B:14½" C:10"

CERAMICS FOR GAS FIRES



16" MAGNETIC HOT BOX RIBBED



COAL

SMALL (BOX OF 50)
MEDIUM (BOX OF 50)
LARGE (BOX OF 50)



DRIFTWOOD
(BOX OF 16)



FIREWOOD
(BOX OF 16)



FIREBASKETS & SUNKEN BURNER
(18 PIECES)



LOGS

SMALL 6" (BOX OF 8)
MEDIUM 8" (BOX OF 8)
LARGE 12" (BOX OF 4)



PEBBLES

(BOXES OF 30) MIXED SIZES

MAGNETIC TRIMS FOR GAS & ELECTRIC FIRES



MAGNETIC TRIM
ANTIQUE BRASS



MAGNETIC TRIM
BLACK



MAGNETIC TRIM
BRUSHED STEEL



MAGNETIC TRIM
DIAMOND BLACK




MAGNETIC TRIM
POLISHED

REPLACEMENT STOVE COMPONENTS




REPLACEMENT CAST IRON PRODUCTS - BACKS



ALL BACKS ARE SHOWN WITH DAMPER, GRATE AND ASHPAN, WHICH ARE SOLD AND PRICED SEPARATELY

REBATE STRIPS

SET INCLUDES: 1 @ 965 x 50 x 20 (mm), 2 @ 915 x 50 x 20 (mm)



HEARTH & BACKPANEL SETS

NAME	HEARTH SIZE	BACK PANEL	CUT OUT
BARLEY WHITE, SATIN BEIGE, PERLA	42", 44", 48" & 54"	37"x37"	16½"x22½"
NEW POLISHED GRANITE SETS	48" & 54"	37"x37"	16½"x22½"



MICRO MARBLE & POLISHED GRANITE

HEARTHES

GRANITE BOXED AND LIPPED HEARTHES	OVERALL NOMINAL HEIGHT (mm)	FINISH	
		POLISHED	HONED
36" x 15"	50	✓	N/A
48" x 15"	50	✓	✓
51" x 15"	50	✓	N/A
54" x 15"	50	✓	✓
54" x 18"	50	✓	N/A
56" x 15"	50	✓	✓
59" x 15" NEW SIZE	50	✓	✓
60" x 18"	50	✓	N/A

Flat sheets available on request. Nominal thickness is 20mm

GRANITE BACK PANEL AND HEARTH SETS POLISHED ONLY	PACKAGE
48" or 54" x 15" Polished Hearth with 37"x37" Polished B/P with Standard cut out	✓

GRANITE FLAT HEARTHES	OVERALL NOMINAL HEIGHT (mm)	POLISHED	HONED
PUSH-UNDER BACK HEARTH (30" x 6")	20	✓	N/A
STANDARD BACK HEARTH (32" x 15")	20	✓	✓
LARGE BACK HEARTH (38" x 15")	20	✓	✓
36" X 24" FOR FREESTANDING STOVES (Finished all four sides)	20	✓	✓
48" x 18"	20	✓	✓
54" x 18"	20	✓	✓
60" x 20"	20	✓	✓

GRANITE SLIPS STANDARD SIZES	POLISHED	HONED
SIZE ONE (BASKET) OPENING 635 x 635 (1 x (940 x 305) 2 x (152 x 635))	✓	✓
SIZE TWO (INSET) OPENING 420 x 570 (1 x (940 x 370) & 2 x (260 x 570))	✓	✓
SIZE THREE (STOVE) OPENING 839 X 839 (1 X (965 X 254) & 2 X (152 X 839))	✓	✓

BACK PANELS	OVERALL NOMINAL HEIGHT (mm)	GRANITE POLISHED	GRANITE HONED	SLATE HONED*
37" x 37" WITH STANDARD CUT OUT	20	✓	✓	✓
37" x 37" WITH NO CUT OUT	20	✓	✓	✓
40" x 40" WITH STANDARD CUT OUT*	20	✓	N/A	✓
40" x 40" WITH NO CUT OUT	20	✓	N/A	✓

SLABBED HEARTHES FOR SOLID FUEL	OVERALL NOMINAL HEIGHT (mm)	GRANITE POLISHED	GRANITE HONED
36" x 18"	50	✓	N/A
36" x 24"	50	✓	✓
48" x 15" NEW SIZE	50	✓	✓
48" x 18"	50	✓	✓
54" x 15" NEW SIZE	50	✓	✓
54" x 18"	50	✓	✓
56" x 18"	50	✓	N/A
59" x 15" NEW SIZE	50	✓	✓
60" x 18"	50	✓	N/A

Other sized Slabbed Hearths & Push unders are also available.

SLATE HEARTHES FOR GAS	OVERALL NOMINAL HEIGHT (mm)	HONED
36" x 15"	50	✓
48" x 15"	50	✓
54" x 15"	50	✓
59" x 15" NEW SIZE	50	✓

* None stock items, six working day lead time.

AGEAN LIMESTONE	OVERALL NOMINAL HEIGHT (mm)	SIZE (mm)
STANDARD BACK HEARTH	20	813 x 380 x 20
LARGE BACK HEARTH	20	964 x 380 x 20
Hearth 48" x 15" Boxed and Lipped	50	
Hearth 54" x 15" Boxed and Lipped	50	
Hearth 59" x 15" Boxed and Lipped	50	
Slip Set Standard Size Two		Opening 420 x 575 (1 x (945x365) & 2 x (260x575))
Rebate Spacer Strips		3 part (1 x (965 x 50 x 20) 2 x (915 x 50 x 20)

CARRARA MARBLE		
Rebate Spacer Strips		3 part (1 x (965 x 50 x 20) 2 x (915 x 50 x 20)

LIBERTY WHITE MARBLE		
Rebate Spacer Strips		3 part (1 x (965 x 50 x 20) 2 x (915 x 50 x 20)

BESPOKE CUTTING & FABRICATING SERVICE

*** ORDER WORKING DAY ONE, FOR WORKING DAY SIX DELIVERY ***

	FLAT CUTS	BOXED AND LIPPED CUTS	SLIP SETS CUT TO ANY SIZE (Including inside edges polished if required)
GRANITE POLISHED	✓	✓	✓
GRANITE HONED	✓	✓	✓
SLATE HONED	✓	✓	✓
SLATE RIVEN	✓	✓	✓
LIMESTONE AGEAN	✓	✓	✓
LIMESTONE PORTUGUESE	✓	✓	✓
BARLEY WHITE, PERLA & SATIN BEIGE MICRO MARBLE	✓	✓	✓

ADDITIONAL SERVICES
CUTTING SERVICE
VARIETY OF HEARTH CORNERS AND EDGES
EDGE POLISHING ON SLIP SETS
STANDARD SIZE HEARTH CUT INTO MAX. FOUR PIECES FOR SOLID FUEL - NOT SLABBED
STANDARD SIZE HEARTH CUT INTO MAX. FOUR PIECES AND REJOINED FOR SOLID FUEL - NOT SLABBED
BOXED AND FLUSH EXTRA COST
LARGER FIRE OPENINGS ON BACK PANELS
REDUCING EXTERNAL BACK PANEL SIZE

Boxed and lipped hearths have 1/2" over hang

Riven slate hearths use honed slate risers



www.capitalfireplaces.co.uk

This brochure is printed
on FSC accredited
materials from
sustainable sources